

**GMC**  
WE ARE PROFESSIONAL GRADE

2018  
**CANYON**



# UNCOMPROMISED LIKE A PRO

The 2018 Canyon is the midsize pickup that goes all in on efficiently powerful performance, premium accommodations and bold design. And if that isn't enough, Canyon Denali takes premium a step further with distinctive styling, leather-appointed heated and ventilated front seats and exceptional standard features. It's a reminder that the same passion and purpose that drive you also drive us. We're setting our own standards and proving that Professional Grade isn't merely a label, it's a way of life. Canyon is a shining example of how we take a strong stance for what we believe in and pursue it like a pro.



CANYON CREW CAB NIGHTFALL EDITION IN ONYX BLACK (left)  
CANYON CREW CAB SLT IN QUICKSILVER METALLIC (center)  
CANYON DENALI IN DARK SLATE METALLIC (right)  
Vehicles shown with available equipment.



## DESIGN

WHEN YOUR GRILLE CARRIES THE THREE MOST RESPECTED LETTERS IN TRUCKS,  
YOU WEAR THAT CONFIDENCE LIKE A BADGE. OURS SAYS GMC.



# DENALI

## THE ONE AND ONLY

That's quite a statement. Yet when you combine precision engineering with premium design, materials and appointments, the result is truly unique: Canyon Denali. The iconic grille lets you know that what follows carries the legacy of Professional Grade. And the tasteful use of chrome artfully elevates Canyon Denali to the sole position of premium midsize pickup. These additional features provide further proof.

+ 20" Ultra-Bright Machined Aluminum Wheels

+ 5" Chrome Assist Steps

+ Spray-On Bedliner With Denali Logo

+ Chrome Fog Lamp Bezels

+ Polished Exhaust Tip (V-6 Only)



CANYON DENALI IN RED QUARTZ TINTCOAT  
shown with available equipment.

## THE ENVY OF MOST SEDANS

In here, you'll find Denali premium materials everywhere you look and feel. The results are embroidered Denali front head restraints and supportive heated and ventilated leather-appointed front seats accentuated by unique contrasting stitching. We selected the Denali-exclusive leather specifically for its smooth feel. And because it's a Denali, many other premium features are standard.

- + Hand-Stitched and Heated Leather-Wrapped Steering Wheel
- + GMC Infotainment System<sup>1</sup> With 8" Diagonal Color Touch-Screen and Navigation<sup>2</sup>
- + Bose® Premium Seven-Speaker Audio System
- + Burnished Aluminum Trim
- + Center Console With Wireless Charging Mat<sup>3</sup>



CANYON DENALI INTERIOR IN JET BLACK shown with available equipment.

<sup>1</sup>Full functionality requires compatible Bluetooth® and smartphone. Some devices require USB connectivity. Data plan rates apply. <sup>2</sup>Map coverage available in the United States, Puerto Rico and Canada. <sup>3</sup>The system wirelessly charges one PMA- or Qi-compatible mobile device. Some devices require an adapter or back cover. To check for phone or other device compatibility, visit [my.gmc.com/learn](http://my.gmc.com/learn) for details.

# SLT

## PREMIUM. INSIDE AND OUT.

Trucks are built to be rough and tough. But there's no rule that says they have to sound, feel and look that way on the inside. In Canyon SLT, you'll find an exceptionally quiet and roomy interior; supportive, comfortably sculpted dual-firmness foam seats; premium materials such as aluminum trim, a soft-touch instrument panel and hand-stitched leather-wrapped steering wheel and additional premium features. To complement its well-appointed cabin, Canyon SLT displays GMC signature projector-beam lighting as well as purposefully designed body lines sculpted for efficiency and a quiet interior.

+ **Leather-Appointed Heated Front Seats**

+ **18" Polished Aluminum Wheels**

+ **Sliding Rear Window**

+ **Power Driver and Passenger Seats With Power Lumbar**

+ **Chrome Door Handles and Mirror Caps**



CANYON CREW CAB SLT IN DARK SLATE METALLIC shown with available equipment.

BED-MOUNTED BICYCLE CARRIER AND 5" CHROME RECTANGULAR ASSIST STEPS are available dealer-installed accessories.

# ALL TERRAIN

## ALL TERRAIN OUTSIDE. ALL COMFORT INSIDE.

Venturing off the beaten (and often unpaved) path in Canyon All Terrain means you're doing it all from the comforts of a supportive, purposefully crafted interior. You'll find these unique All Terrain features in the cabin: exclusive contrasting red stitching, specific All Terrain seating with logo, special dark aluminum trim on the instrument panel, carbon-fiber-inspired interior accents and, new for 2018, optional leather-appointed heated front seats.

+ Automatic Locking Rear Differential

+ Hill Descent Control

+ Off-Road Suspension



CANYON ALL TERRAIN CREW CAB IN DARK SLATE METALLIC shown with available equipment. Preproduction model shown. Actual production model may vary.



# ALL TERRAIN X

## PAVED ROADS ARE MERELY A SUGGESTION

To help you conquer more challenging environments with confidence, Canyon offers the available All Terrain X Package. It starts with the Canyon All Terrain and adds black 3" round step bars, all-weather floor liners, spray-on bedliner and Goodyear® Wrangler DuraTrac® all-terrain tires.

- + **Transfer Case Shield**
- + **All Terrain Wheels**
- + **Automatic Locking Rear Differential**
- + **Body-Color Accents**
- + **Hill Descent Control**



CANYON ALL TERRAIN X CREW CAB SLE IN ONYX BLACK shown with available equipment. Bed-mounted sport bar is an available dealer-installed accessory. Preproduction model shown. Actual production model may vary.

# NIGHTFALL EDITION

## THE ONLY THING STEALTH ABOUT IT IS THE COLOR

The Canyon Nightfall Edition offers a striking combination of black and bright exterior styling elements. Available with the SLE Crew Cab, it tells the world something unique is coming their way.

**Body-Color Design** Its monochromatic appearance is created with body-color bumpers, grille, door handles and mirror caps.

**Exclusive Satin Graphite Painted Aluminum Wheels** These 18" Satin Graphite painted aluminum wheels feature a multi-spoke design with black caps and raised GMC logos.

**Rugged Spray-On Bedliner** It provides a durable nonskid surface. The black liner covers the entire bed below the side rails, including the tailgate, front box top rail and lower tie-down loops.

**Polished Exhaust Tip** This dual-walled, angle-cut exhaust tip complements the chrome CornerStep rear bumper (gas engines only).

**Remote Start** A bold attitude doesn't mean having to give up the convenience of starting your Canyon with your key fob.

**Automatic Climate Control** This heating and air-conditioning system allows you to set your desired temperature and have it maintained automatically.



CANYON CREW CAB NIGHTFALL EDITION IN ONYX BLACK  
shown with available equipment.



## **ENGINEERING**

POWERFUL YET EFFICIENT. TRUCK CAPABILITY WITH CAR-LIKE AGILITY. WHAT BEGAN AS CONTRASTING QUALITIES HAS BECOME THE SEAMLESSLY CRAFTED CANYON.

**POWERFULLY EFFICIENT.  
EFFICIENTLY POWERFUL.**




CANYON CREW CAB SLT IN SATIN STEEL METALLIC  
shown with available equipment.  
3" BLACK ROUND STEP BARS  
are available dealer-installed accessories.

## DREAM: A PICKUP YOU'RE NOT ALWAYS FILLING UP. REALITY: THE BEST FUEL ECONOMY OF ANY PICKUP.

Canyon offers the available Duramax 2.8L I-4 Turbo Diesel engine to offer pickup-leading efficiency of 22/30 mpg city/highway<sup>1</sup> with a maximum highway range of up to 630 miles<sup>2</sup> and class-leading torque of 369 lb-ft. In fact, all of Canyon's engine options combine efficient power and torque. Learn more about Canyon's powertrain technologies at gmc.com.

**Direct Injection (DI)** By injecting fuel directly into the combustion chamber at high pressure, fast and efficient combustion is achieved. DI enables higher torque, greater power and improved vehicle performance while improving efficiency.

**Variable-Geometry Turbocharger** The variable-geometry turbocharger on the Duramax 2.8L I-4 boasts power and efficiency and features exhaust braking capability to help slow the truck down.



Duramax 2.8L I-4 Turbo Diesel

**Duramax 2.8L I-4 Turbo Diesel** The available Duramax 2.8L I-4 Turbo Diesel packs 181 hp at 3,400 rpm and 369 lb-ft of torque at 2,000 rpm. It's B20 biodiesel capable and mated to a 6-speed automatic transmission that features a Centrifugal Pendulum Vibration Absorber (CPVA) in the torque converter designed to control vibration and noise. When this absorbing damper is energized, it helps to cancel out the Duramax diesel's torsional vibrations.

**3.6L V-6 VVT** The available 3.6L with Active Fuel Management (AFM) is engineered for responsiveness with the ideal blend of horsepower (308), torque (275 lb-ft) and efficiency. Its direct-injected 24-valve, dual-overhead-cam design allows it to accelerate smoothly and quickly for confident highway passing and merging, and AFM switches to four cylinders when less power is needed. Included with the available V-6 is Canyon's 8-speed automatic transmission.

**2.5L I-4 Engine** The large-displacement four-cylinder engine generates surprising horsepower (200) and torque (191 lb-ft) to produce robust capability. The engine is also tuned to deliver more torque at a lower rpm for strong acceleration.

# 2.8L

CLASS-LEADING  
TORQUE OF 369 LB-FT

Available Crew Cab SLE/SLT/All Terrain/Denali

<sup>1</sup>EPA-estimated mpg: 22 city/30 hwy (2WD) with Duramax 2.8L I-4 Turbo Diesel engine. <sup>2</sup>Range based on EPA highway estimate and fuel tank capacity. Your range may be less.

## NIMBLE TRUCK— TWO WORDS NEVER USED TOGETHER UNTIL NOW

Another benefit of Canyon's midsize wheelbase and track is its ability to move nimbly in and around tight turns and spaces. That's why we engineered Canyon with electric power steering and an independent front suspension. We also added an available automatic locking rear differential to help you maximize traction and an available AutoTrac 4WD transfer case so all wheels are empowered.

**AutoTrac 4WD Transfer Case** This available 4WD system is ideal when traction conditions are variable. When driving in AUTO, the front axle is engaged and power is sent to the front and rear wheels automatically based on the driving situation.

**Rear Suspension** Canyon includes two-stage multi-leaf springs and twin-tube shocks.

**Corrosion-Resistant Duralife Brake Rotors** Engineers invented a patented, GM-exclusive corrosion protection process designed to help double rotor life—which can help reduce maintenance costs—by hardening rotor surfaces. It helps protect against rust to prevent steering-wheel shudder during braking.

**Automatic Locking Rear Differential** Canyon offers this available feature that can lock both rear wheels so they can gain traction on loose gravel or slippery surfaces.

**Electric Power Steering** This feature helps improve efficiency versus engine-powered systems. The variable assist is tuned to provide less assist at highway speeds for a solid on-center feel, and more assist for less steering effort when you're maneuvering in tight spaces.

**Active Aero Grille Shutters** Included on all models with a gas engine, grille shutters automatically close to maximize aerodynamic efficiency when conditions are right. The shutters are designed to remain open in situations where max airflow is needed.

**Front Suspension** Both 2WD and 4WD models feature independent coil-over-twin-tube shocks to enhance agility when encountering uneven surfaces. And a large front sway bar helps reduce body roll during cornering or over road irregularities.

**Hydraulic Engine Mounts** These mounts reduce engine vibrations for a smoother, quieter ride.

## PULLS MORE THAN ITS WEIGHT

Canyon defies its size by being strong enough to trailer up to 7,700 lbs<sup>1</sup> when equipped with the Duramax 2.8L I-4 Turbo Diesel and the available Trailering Package. It trailers up to 7,000 lbs<sup>1</sup> with the V-6 engine and the available Trailering Package. The gas I-4 and V-6 models can trailer up to 3,500 lbs<sup>1</sup> with a bumper-mounted ball hitch. Choose the Duramax engine, and an integrated Trailer Brake Controller and Diesel Exhaust Brake are included to make Canyon the first in its class to offer these vital control features.

**Fully Boxed Frame** Canyon's frame is constructed with at least 70 percent high-strength steel for maximum people- and cargo-carrying capability.

**Auto Grade Braking** Included with the available automatic transmission, it senses when you want to slow your Canyon and engages a Grade Braking shift pattern to help maintain your desired speed.

**Trailering Package** On V-6 and Duramax Diesel models, achieve max trailering capacity with this available feature. Includes trailer hitch and seven-pin and four-pin connectors.

**Hill Start Assist** Sensors automatically detect when Canyon is on a 5 percent grade or more. The system holds the brakes momentarily or until the accelerator is pressed, helping to prevent rollback.

**Rear Vision Camera and Active Tow System** The center screen serves as your monitor for the camera. Its dynamic grid lines help when hitching a trailer. The available Active Tow System adds a center grid line to help when backing up or hitching a trailer and real-time viewing of your trailer while you're moving.

**TapShift** For command over Canyon's shifting, TapShift puts controls on the shift lever. It's available only on automatic-transmission models.

**Diesel Exhaust Brake System** The available Diesel Exhaust Brake System works with Tow/Haul mode and Automatic Grade Braking to reduce the amount of braking needed while towing or traveling downhill.

**Trailer Sway Control** This feature helps keep both you and your trailer heading in the same direction, automatically. It detects a swaying trailer and applies both Canyon's and the trailer's brakes (if properly equipped) to help bring it back in line.

**Trailer Brake Controller** For control and easy monitoring of your trailer brakes, Canyon offers an integrated Trailer Brake Controller. It's located within easy reach of the steering wheel for quick adjustments. We include it with the available Duramax Diesel, and it is available with the 3.6L V-6 engine equipped with the available Trailering Package.

**Tow/Haul Mode** To give you even more power to accelerate when trailering or hauling heavy loads, Tow/Haul mode on V-6 and Duramax Diesel models raises automatic-transmission upshift points.



CANYON CREW CAB SLT IN QUICKSILVER METALLIC shown with available equipment.

<sup>1</sup>Canyon's 7,700-lb rating requires 2WD Crew Cab model, available Trailering Package and Duramax 2.8L I-4 Turbo Diesel engine. Before you buy a vehicle or use it for trailering, carefully review the trailering section of the Owner's Manual. The weight of passengers, cargo and options or accessories may reduce the amount you can tow.



## FUNCTIONALITY

NEW DAY. NEW CHALLENGES. HOW DO YOU INCREASE FUNCTIONALITY WITHOUT INCREASING A TRUCK'S SIZE? SIMPLE. START WITH PURPOSEFULNESS AT THE CORE AND YOU FINISH WITH CANYON.



## IN TOUCH. OUT ON THE ROAD.

In Canyon, your always-connected life shouldn't stop because you're on the go. Connect from almost anywhere with an available 4G Wi-Fi® hotspot<sup>1</sup> and stay in touch.



**Driver Information Center** To make information easy to view at a glance, GMC designers created an available 4.2" diagonal multicolor Driver Information Center (DIC). Canyon's DIC menu can be navigated with steering-wheel-mounted controls.

**4G Wi-Fi Hotspot<sup>1</sup>** The available built-in Wi-Fi hotspot means a fast internet connection for up to seven devices when Canyon is on. It's reliable, powerful and easy to use, and can connect up to 50 feet away from Canyon. Visit [onstar.com](http://onstar.com) for details.



**Rear-Seat Reminder** This feature is activated when a second-row door is opened or closed during or just before a trip. When Canyon is turned off, under certain conditions, an audible chime and a message in the Driver Information Center remind you to check the second row.<sup>2</sup>



**GMC Infotainment System<sup>3</sup>** The 8" diagonal full-color touch-screen with Apple CarPlay™ and Android Auto™ compatibility<sup>4</sup> is the perfect display for the available system. A separate system is also available with Navigation,<sup>5</sup> which displays 2-D or 3-D map graphics on the center-mounted screen. NavTraffic<sup>6</sup> (3 trial months of SiriusXM<sup>5</sup>) incorporates real-time traffic and road conditions, directing you toward the most efficient route. Both feature natural voice recognition.

**Rear Vision Camera And Active Tow System** The center screen serves as your monitor for the camera. The available Active Tow System adds a center grid line to help when backing up or hitching a trailer and real-time viewing of your trailer while you're moving.



**Bose Premium Sound** The optional Bose audio system is engineered to get you closer to the realism of a live performance with seven speakers to make sure you hear every note.

<sup>1</sup>Requires a compatible mobile device, active service and data plan. 4G service available in select markets. Visit [onstar.com](http://onstar.com) for coverage map, details and system limitations. Data plan provided by AT&T.® <sup>2</sup>Does not detect people or items. Always check rear seat before exiting. <sup>3</sup>Full functionality requires compatible Bluetooth® and smartphone. Some devices require USB connectivity. Data plan rates apply. <sup>4</sup>Vehicle user interfaces are products of Apple® and Google™ and their terms and privacy statements apply. Requires compatible smartphone. Data plan rates apply. <sup>5</sup>Map coverage available in the United States, Puerto Rico and Canada. <sup>6</sup>If you decide to continue service after your trial, the subscription plan you choose will automatically renew thereafter and you will be charged according to your chosen payment method at then-current rates. Fees and taxes apply. To cancel, you must call SiriusXM at 1-866-635-2349. See SiriusXM Customer Agreement for complete terms at [siriusxm.com](http://siriusxm.com). All fees and programming subject to change. For more information about NavTraffic, visit [siriusxm.com/navtraffic](http://siriusxm.com/navtraffic). For more information about Travel Link, visit [siriusxm.com/travellink](http://siriusxm.com/travellink). Sirius, XM, SiriusXM and all related marks and logos are trademarks of SiriusXM Radio, Inc.

## IT'S LOADED WITH SMART IDEAS

The thought was, "How can a cargo box do more than just carry your gear?" That's how we arrived at innovations that help you easily get into the bed as well as organize and secure cargo. In addition, Canyon is engineered to deliver exceptional payload capability, thanks to its large cargo box.

**Spray-On Bedliner** To provide a permanent, nonskid surface, the available black liner covers the entire bed below the side rails, including the tailgate, front box top rail and lower tie-down loops.

**EZ-Lift and Lower Tailgate** Loading the cargo box takes less effort thanks to an available EZ-Lift and Lower Tailgate.

**Removable and Locking Tailgate** The tailgate can be removed when you need a wide-open cargo box. It locks to secure cargo and help prevent tailgate theft.

**High-Strength Steel** Unlike the stamped-steel approach, a roll-formed process is used in Canyon's cargo bed, which allows for a higher-grade steel that's stronger, lighter and more durable.

**CornerStep Rear Bumper** Integrated into the corners, the bumper steps make it easy to access the cargo box. The deep tread of the step accommodates large boots, and hand assists on the top of the side rails help give you a boost into the bed.

**Rail Protectors** Box rail protectors at the top of the box and across the top of the tailgate improve damage resistance.

**Two-Tier Loading** Standard two-tier loading allows a platform to split the load into upper and lower sections, making it easier to haul and store items.

**Movable Tie-Down Hooks** Four patented, load-bearing upper tie-down hooks are available. They can be repositioned in 13 locations around the box depending on the cargo being secured.



CANYON CREW CAB SLT IN DARK SLATE METALLIC  
shown with available equipment.

## HELPS SENSE TROUBLE BEFORE YOU DO

Canyon's available collision-avoidance technologies are engineered to help enhance your awareness of the road and surrounding vehicles.

**Theft Deterrence** To help ensure that it remains in your possession, Canyon offers theft-deterrent technologies to keep potential thieves at bay.

**StabiliTrak** Canyon's electronic stability control system helps improve stability by detecting and reducing traction loss.

**Rear Vision Camera System** The center screen serves as your monitor for the rear camera. It helps you see what's behind you when backing up.

**Tire Pressure Monitoring System<sup>1</sup>** It uses sensors inside the wheels to alert you to the tires' status and inflation level through the Driver Information Center.

Safety features are no substitute for the driver's responsibility to operate the vehicle in a safe manner. The driver should remain attentive to traffic, surroundings and road conditions at all times. Read the vehicle Owner's Manual for important feature limitations and information.

<sup>1</sup>Does not monitor spare tire. <sup>2</sup>A NOTE ON CHILD SAFETY: Always use safety belts and the correct child restraint for your child's age and size, even with air bags. Even in vehicles equipped with the Passenger Sensing System, children are safer when properly secured in a rear seat in the appropriate infant, child or booster seat. Never place a rear-facing infant restraint in the front seat of any vehicle equipped with an active frontal air bag. See your vehicle Owner's Manual and child safety seat instructions for more safety information.

**Forward Collision Alert** The available Forward Collision Alert helps warn you if the system detects that a front-end collision situation is imminent while following a detected vehicle.

**Lane Departure Warning** This available technology alerts you if you wander from your lane without signaling while traveling at speeds faster than 35 mph.

**Air Bags<sup>2</sup>** Six standard bags provide protection, including dual-stage frontal, head-curtain with rollover protection, front-seat-mounted side-impact and a 360-degree sensor system to ensure proper bag deployment.

# MAKE IT YOURS



CANYON CREW CAB SLT IN DARK SLATE METALLIC shown with available dealer-installed accessories.



**Gloss-Black Grille With Body-Color Surround** Personalize your vehicle with the gloss-black grille featuring a body-color surround (shown above). Available in a variety of exterior colors, it's designed for a perfect fit and easily replaces the existing grille.

**Bed-Mounted Bicycle Carrier** This is the upright bike carrier that sets the standard for bike-carrying flexibility and ease of use. It accommodates bike frames up to 3 $\frac{1}{8}$ " in diameter. Requires GearOn Cross Rails. Non-GM warranty. Warranty by Thule.<sup>®1</sup>

**Assist Steps** Stylish steps with textured step pads make it easier to get into and out of your Canyon. They're available in 3" round step bars in black finish or 5" rectangular, with either chrome or black powder-coat finish. Both finishes add great style and excellent corrosion protection.

**GearOn Packages** Canyon is all about helping carry more of your gear with you, so GearOn combines individual accessories into comprehensive packages. For enhanced cargo versatility, the new GearOn Rack System features interchangeable parts to meet your lifestyle and work needs. Your dealer can provide the specifics for the following packages:

**GearOn Divider Package**—Cargo tie-down rings and a bed cargo divider allow you to divide gear into compartments.

**GearOn Bar Package**—Cargo tie-down rings and tiered storage cross rails help you secure cargo of varying shapes and sizes.

**Bedliner** Protect the bed of your Canyon with this durable bedliner. It's fully ribbed, with a skid-resistant floor to help minimize load shifting. Black with GMC logo.



**Premium Floor Liners** Canyon's floor liners take all-weather floor mat coverage further with raised edges to protect floor and trim contours (shown above). The rear liners feature an easy-to-install and -remove two-piece design.

**Toolbox** Canyon's hardworking toolbox can handle up to 250 lbs of storage.<sup>2</sup> It mounts securely to the bed of your Canyon without drilling. It features a removable sliding tray and an integrated handle that make it easy to remove and carry.

**Hood Protector** Canyon's custom-designed and -molded hood protector deflects road debris while helping to shield the hood of your Canyon. It provides a precise fit by following the contour of the hood.

**Tonneau Cover** The soft folding tonneau cover is constructed of durable, lightweight black-grained vinyl to help protect truck bed cargo from the elements. The tri-folding design allows for quick and easy installation and removal.

**Wheels<sup>3</sup>** Personalize your Canyon with 18" or 20" wheels. Stand out from the crowd with accessory wheels (shown on page 40) designed, engineered, tested and approved by GMC Accessories. The wheels feature a brilliant, durable finish with GMC logo center caps.

**Polished Exhaust Tip** Add a sporty appearance to your Canyon with a dual-walled, angle-cut exhaust tip. Available for gas-engine models only.

**Bed Mat** Reduce cargo shifting with this easy-to-install, nonskid, nylon-reinforced rubber bed mat designed to fit the contours of your Canyon. Fully ribbed construction helps protect your cargo and the truck bed and simplifies cleaning. Withstands extreme temperatures. Tailgate liner available separately.

<sup>1</sup>Non-GM warranty. Thule<sup>®</sup> provides a 3-year/36,000-mile manufacturer's warranty. For details on the warranty provided by Thule,<sup>®</sup> please call (800) 238-2388. <sup>2</sup>Cargo and load capacity limited by weight and distribution. <sup>3</sup>Use only GM-approved tire and wheel combinations. Unapproved combinations may change the vehicle's performance characteristics. For approved tire and wheel combinations and other important information, go to [gmcaccessories.com](http://gmcaccessories.com) or see your dealer for details.

**INSTRUMENT PANEL ACCENTS**




Axiom Aluminum Burnished Aluminum Dark Aluminum

**DOOR AND CONSOLE ACCENTS**



Off-Road Carbon Accent Smoked Mahogany Wood Tone Hanon Oak Wood Tone

**INTERIOR COLORS/  
SEATING SURFACES**




Jet Black/Dark Ash Vinyl Jet Black/Dark Ash Cloth Jet Black/Jet Black Cloth Cocoa/Dune Cloth Jet Black/Jet Black Cloth with Spice Red Accents Jet Black/Jet Black Leather-Appointed with Spice Red Accents Jet Black/Jet Black Leather-Appointed Cocoa/Dune Leather-Appointed Jet Black/Jet Black Perforated Leather-Appointed

**MODELS**

SL	-	-	-	-	-	-	●	-	-	-	-	-	-	-	-	-	-
CANYON	-	-	-	-	-	-	○	●	-	-	-	-	-	-	-	-	-
SLE	●	-	-	-	●	-	-	-	●	●	-	-	-	-	-	-	-
ALL TERRAIN	-	-	●	●	-	-	-	-	-	●	○	-	-	-	-	-	-
SLT	●	-	-	-	●	-	-	-	-	-	-	●	●	-	-	-	-
DENALI	-	●	-	-	-	●	-	-	-	-	-	-	-	-	-	-	●

KEY ● STANDARD ○ AVAILABLE - NOT AVAILABLE

**EXTERIOR COLORS** See your GMC dealer for more exterior color details.



<sup>1</sup>Not available on SL trim. <sup>2</sup>Not available with All Terrain or Denali. <sup>3</sup>Additional charge, premium paint. <sup>4</sup>Not available on Canyon trim. <sup>5</sup>Available on Denali models only.

## PROFESSIONAL GRADE FROM THE GROUND UP

Building the 2018 Canyon means precisely engineering every inch of it from the ground up—including its wheels. That's why you'll find GMC wheels in a range of styles. See your dealer for more wheel availability details.

**16" Ultra-Silver Metallic (RS1)**  
Standard on SL and Canyon



**17" Blade Silver Metallic Cast Aluminum (Q5W)**  
Standard on SLE



**17" Dark Argent Metallic Cast Aluminum (R1U)**  
Included and only available on All Terrain



**18" Polished Cast Aluminum (RT5)**  
Standard on SLT



**18" Satin Graphite Painted Aluminum (SKZ)**  
Included and only available on Nightfall Edition



**18" Chrome (SE5)**  
Accessory Wheel<sup>1</sup>



**20" Ultra-Bright Machined Aluminum With Painted Accents (RQ9)**  
Standard on Denali



**20" Low-Gloss-Black Aluminum (RZO)**  
Accessory Wheel.<sup>1</sup> Available on Denali models only.



<sup>1</sup>Use only GM-approved tire and wheel combinations. Unapproved combinations may change the vehicle's performance characteristics. For approved tire and wheel combinations and other important information, go to [gmcaccessories.com](http://gmcaccessories.com) or see your dealer for details.

## CANYON SPECIFICATIONS

### SPECIFICATIONS

ENGINES	2.5L I-4 VVT DI (LCV)	3.6L V-6 VVT DI (LGZ)	DURAMAX 2.8L I-4 TURBO DIESEL (LWN)
FUEL TYPE	Gasoline	Gasoline	Diesel (B20 biodiesel capable)
CAPACITY	2.5 liters (150 cu. in.)	3.6 liters (217 cu. in.)	2.8 liters (168 cu. in.)
SAE NET HORSEPOWER @ RPM	200@6,300	308@6,800	181@3,400
SAE NET TORQUE @ RPM (LB-FT)	191@4,400	275@4,000	369@2,000
ENGINE/MODEL AVAILABILITY			
Extended Cab, 2WD	●	○ (Not available on SL trim)	—
Extended Cab, 4WD	●	○	—
Crew Cab, Short Box 2WD	●	○	○
Crew Cab, Short Box 4WD	—	●	○
Crew Cab, Long Box 2WD	—	●	○
Crew Cab, Long Box 4WD	—	●	○
TRANSMISSIONS	6-speed manual transmission (2WD Extended Cab SL and Canyon 2.5L I-4 model only) Electronically controlled 6-speed automatic transmission with overdrive available on most 2.5L I-4 models Electronically controlled 6-speed automatic transmission with overdrive, electronic engine grade braking and Tow/Haul mode on Duramax Diesel models Electronically controlled 8-speed automatic transmission with overdrive, electronic engine grade braking and Tow/Haul mode on V-6 models		

### TRAILERING AND PAYLOAD

CAB TYPE	EXTENDED CAB		CREW CAB, SHORT BOX			CREW CAB, LONG BOX	
Engine	2.5L I-4	3.6L V-6	2.5L I-4	3.6L V-6	2.8L I-4 (Diesel)	3.6L V-6	2.8L I-4 (Diesel)
Maximum Payload <sup>1</sup> (lbs) (2WD/4WD)	1,463/1,428	1,599/1,559	1,471/—	1,605/1,528	1,499/1,464	1,555/1,459	1,455/1,389
Axle Ratio (2WD/4WD)	4.10/4.10	3.42/3.42	4.10/—	3.42/3.42	3.42/3.42	3.42/3.42	3.42/3.42
Maximum Trailer Weight <sup>2</sup> (lbs) (2WD/4WD)	3,500/3,500	7,000 <sup>3</sup> /7,000 <sup>3</sup>	3,500/—	7,000 <sup>3</sup> /7,000 <sup>3</sup>	7,700 <sup>3</sup> /7,600 <sup>3</sup>	7,000 <sup>3</sup> /7,000 <sup>3</sup>	7,700 <sup>3</sup> /7,550 <sup>3</sup>

### DIMENSIONS

CARGO DIMENSIONS	EXTENDED CAB	CREW CAB, SHORT BOX	CREW CAB, LONG BOX
Cargo Volume (cu. ft.) <sup>4</sup>	49.9	41.3	49.9
Inside Width Between Wheelhousing (in.)	44.4	44.4	44.4
Box Length at Floor (in.)	74.0	61.7	74.0
EXTERIOR DIMENSIONS	EXTENDED CAB	CREW CAB, SHORT BOX	CREW CAB, LONG BOX
Height (in.)	70.4	70.7	70.6
Overall Length (in.)	212.4	212.4	224.6
Body Width (in.)	74.3	74.3	74.3
Wheelbase (in.)	128.3	128.3	140.5

### STANDARD TECHNICAL DATA

DRIVE TYPE	2WD	4WD
BRAKES All models: Power 4-wheel antilock braking system	Front disc/rear disc (w/Duralife rotors)	Front disc/rear disc (w/Duralife rotors)
STEERING	Electric power rack-and-pinion with variable assist	Electric power rack-and-pinion with variable assist
FUEL TANK CAPACITY (Approx. gals.)	21	21
GVWR <sup>5</sup> (Gross Vehicle Weight Rating, lbs)		
Extended Cab (Gas)	5,400-5,700	5,600-5,900
Crew Cab (Gas)	5,500-5,800	6,000
Crew Cab (Diesel)	6,000	6,200

<sup>1</sup>These maximum payload ratings are intended for comparison purposes only. Before you buy a vehicle or use it to haul people or cargo, carefully review the vehicle loading section of the Owner's Manual and check the carrying capacity of your specific vehicle on the label on the inside of the driver's door jamb. <sup>2</sup>Before you buy a vehicle or use it for trailering, carefully review the trailering section of the Owner's Manual. The weight of passengers, cargo and options or accessories may reduce the amount you can tow. <sup>3</sup>Requires Trailering Package. <sup>4</sup>Cargo and load capacity limited by weight and distribution. <sup>5</sup>When properly equipped; includes weight of vehicle, passengers, cargo and equipment.

KEY ● STANDARD ○ AVAILABLE — NOT AVAILABLE

TRIM LEVELS

CONFIGURATIONS	SL	CANYON	SLE	ALL TERRAIN	SLT	DENALI
<b>EXTENDED CAB, 2WD</b>	●	○	○	–	–	–
<b>EXTENDED CAB, 4WD</b>	–	○	○	○	–	–
<b>CREW CAB, SHORT BOX 2WD</b>	–	○	○	–	○	○
<b>CREW CAB, SHORT BOX 4WD</b>	–	–	○	○	○	○
<b>CREW CAB, LONG BOX 2WD</b>	–	○	○	–	○	○
<b>CREW CAB, LONG BOX 4WD</b>	–	–	○	○	○	○

**MECHANICAL**

<b>BRAKES</b> 4-wheel antilock, 4-wheel disc with Duralife rotors	●	●	●	●	●	●
<b>CAPLESS FUEL FILL</b> Not available with Duramax Diesel	●	●	●	●	●	●
<b>EATON® HEAVY-DUTY AUTOMATIC LOCKING REAR DIFFERENTIAL</b> On Canyon 2WD models, not available with 6-speed manual transmission. On 2WD SLE models, requires Trailing Package when Duramax 2.8L Turbo Diesel engine is ordered. Included on 4WD Crew Cab SLE models.	–	○	○	●	●	●
<b>ENGINE</b> 2.5L I-4, DI, DOHC, VVT. Not available on Crew Cab Long Box or 4WD Crew Cab configurations.	●	●	●	–	–	–
Duramax 2.8L Turbo Diesel, DI, I-4. Not available on Extended Cab configurations. On SLE models, requires SLE Convenience Package, Trailing Package and Driver Alert Package. On All Terrain, requires Trailing Package. On SLT and Denali models, requires Trailing Package and Driver Alert Package.	–	–	○	○	○	○
3.6L direct-injection V-6 VVT with Active Fuel Management. Standard on all Crew Cab Long Box models and 4WD Crew Cab SLE configurations.	–	○	○	●	●	●
<b>ENGINE BLOCK HEATER</b>	○	○	○	○	○	○
<b>EXHAUST BRAKE, SWITCH-ACTIVATED</b> Included and only available with Duramax 2.8L Turbo Diesel engine	–	–	○	○	○	○
<b>HILL DESCENT CONTROL</b>	–	–	–	●	–	–
<b>INTEGRATED TRAILER BRAKE CONTROLLER</b> Requires available 3.6L V-6 and Trailing Package. Included with available Duramax 2.8L Turbo Diesel engine.	–	○	○	○	○	○
<b>STABILITRAK</b> Stability control system. Includes Trailer Sway Control.	●	●	●	●	●	●
<b>OFF-ROAD SUSPENSION PACKAGE</b>	–	–	–	●	–	–
<b>TOW/HAUL MODE</b> Includes Active Tow System with grid lines. Included and only available with Duramax 2.8L Turbo Diesel or 3.6L V-6 engines. Standard on all Crew Cab Long Box models and 4WD Crew Cab SLE configurations.	–	○	○	●	●	●
<b>TRACTION CONTROL</b> Electronic	●	●	●	●	●	●
<b>TRAILERING PACKAGE</b> Includes trailer hitch and 7-pin and 4-pin connector. On Canyon models, requires automatic locking rear differential. On SLE models, requires 3.6L V-6 engine or Duramax 2.8L Turbo Diesel engine and automatic locking rear differential. On All Terrain and SLT models, requires 3.6L V-6 engine or Duramax 2.8L Turbo Diesel engine. See your dealer for more availability details.	–	○	○	○	○	●
<b>TRANSFER CASE</b> Electric, 2-speed AutoTrac (standard on 4WD models)	–	○	○	●	○	○
<b>TRANSFER CASE SHIELD</b>	–	–	–	●	–	–
<b>TRANSMISSION</b> 6-speed manual. Standard on SL and Canyon Extended Cab 2WD models only. On Canyon Extended Cab 2WD model, requires 2.5L I-4 engine.	●	●	–	–	–	–
6-speed automatic, electronically controlled with overdrive. Includes Cruise Grade Braking and Powertrain Grade Braking. Standard on Canyon 2WD Crew Cab models and Canyon 4WD models with 2.5L I-4 engine. Included with Duramax 2.8L Turbo Diesel engine.	–	○	●	○	○	○
8-speed automatic, electronically controlled with overdrive. Includes Cruise Grade Braking and Powertrain Grade Braking. Included with 3.6L V-6 engine only on Canyon and SLE trims. Standard on all Crew Cab Long Box models and 4WD Crew Cab SLE configurations.	–	○	○	●	●	●

KEY ● STANDARD ○ AVAILABLE – NOT AVAILABLE

TRIM LEVELS

INSTRUMENTATION AND CONTROLS	SL	CANYON	SLE	ALL TERRAIN	SLT	DENALI
<b>CRUISE CONTROL</b> Electronic, automatic. On Canyon models, included and only available with Canyon Convenience Package.	–	○	●	●	●	●
<b>DEFOGGER</b> Rear-window electric. On Canyon models, included and only available with Canyon Convenience Package.	–	○	●	●	●	●
<b>DRIVER INFORMATION CENTER</b> With monochromatic display. Provides warning messages, odometer, trip odometer and basic vehicle information.	●	●	–	–	–	–
With multicolor display. Includes driver personalization, warning messages, odometer, trip odometer and vehicle information.	–	–	●	●	●	●
<b>STEERING COLUMN</b> Manual tilt and telescopic. Tilt only on SL and Canyon trims.	●	●	●	●	●	●
<b>STEERING WHEEL</b> Leather-wrapped with mounted audio controls	–	–	●	●	●	–
Heated, leather-wrapped with mounted audio controls	–	–	–	–	–	●
<b>TEEN DRIVER</b> A configurable feature that lets you activate customizable vehicle settings associated with a key fob, to help encourage better driving behavior. It can limit certain vehicle features, and it automatically turns on certain available safety systems in the vehicle. An in-vehicle report card gives you information on your teen's driving habits and helps you to continue to coach your new driver.	●	●	●	●	●	●

**SEATING**

<b>SEATS</b> Vinyl front buckets	●	○	–	–	–	–
Cloth front buckets	–	●	●	●	–	–
Leather-appointed front buckets	–	–	–	○	●	–
Perforated leather-appointed front bucket seats	–	–	–	–	–	●
Driver and passenger-side, forward-facing, flat-folding rear seats. Includes under-seat storage. Extended Cab models only. Not available on SL Extended Cab model.	–	●	●	●	–	–
Rear folding split bench. Crew Cab models only. Includes under-seat storage.	–	●	●	●	●	●
Driver 4-way power seat adjuster with manual recline and front-passenger 2-way manual, fore/aft with manual recline	●	●	●	–	–	–
Driver 4-way power seat adjuster with front-passenger 4-way power seat adjuster and power driver and front-passenger lumbar control	–	–	–	●	●	●
Heated driver and front-passenger seats. On SLE models, includes power driver lumbar control, power front-passenger lumbar control and 4-way power front-passenger seat adjuster.	–	–	○	●	●	–
Heated and ventilated driver and front-passenger seats	–	–	–	–	–	●

**INTERIOR DETAILS**

<b>CLIMATE CONTROL</b> Single-zone manual climate control	●	●	●	–	–	–
Single-zone automatic climate control. On SLE models, included and only available with SLE Convenience Package.	–	–	○	●	●	●
<b>CONSOLE</b> Overhead	–	–	●	●	●	●
Floor, includes front compartment	●	●	●	●	●	●
<b>FLOOR COVERING</b> Color-keyed carpeting	–	●	●	●	●	●
Full-length vinyl. On Canyon trim, removes color-keyed carpeted floor mats.	●	○	–	–	–	–
Color-keyed carpeted first- and second-row floor mats. Includes Denali logo on first row with Denali models.	–	●	●	●	●	●
<b>HANDLES</b> Door release, Jet Black	●	●	–	–	–	–
Chrome	–	–	●	●	●	●
<b>MIRROR</b> Inside rearview auto-dimming	–	–	●	●	●	●
<b>REMOTE KEYLESS ENTRY</b> On Canyon models, included and only available with Canyon Convenience Package	–	○	●	●	●	●
<b>REMOTE VEHICLE START SYSTEM</b> On SLE models, included and only available with SLE Convenience Package	–	–	○	●	●	●
<b>WINDOWS</b> Power with driver express-up and -down	●	●	●	●	●	●
Rear sliding window. On SLE models, included and only available with SLE Convenience Package.	–	–	○	●	●	●
<b>WIRELESS CHARGING MAT</b> <sup>1</sup> Not compatible with all phones	–	–	–	–	–	●

TRIM LEVELS

OPTION PACKAGES	SL	CANYON	SLE	ALL TERRAIN	SLT	DENALI
<b>CANYON CONVENIENCE PACKAGE</b> Includes remote keyless entry, cruise control, rear-window defogger, theft-deterrent system and EZ-Lift and Lower Tailgate	–	○	–	–	–	–
<b>SLE CONVENIENCE PACKAGE</b> Includes single-zone automatic climate control, rear sliding window and remote vehicle start system	–	–	○	–	–	–
<b>DRIVER ALERT PACKAGE</b> Includes Forward Collision Alert and Lane Departure Warning. On SLE models, requires SLE Convenience Package.	–	–	○	–	○	●
<b>ALL TERRAIN X PACKAGE</b> Includes black 3" round step bars, all-weather floor liners, spray-on bedliner and 17" Goodyear® Wrangler DuraTrac® all-terrain tires. Requires 3.6L V-6 engine or 2.8L Duramax Turbo Diesel engine.	–	–	–	○	–	–
<b>NIGHTFALL EDITION</b> Includes polished exhaust tip, body-color grille, 18" Satin Graphite painted aluminum wheels, Blackout Exterior Trim Package, spray-on bedliner and Black body-color rear bumper. Requires Crew Cab model, Onyx Black exterior paint and SLE Convenience Package.	–	–	○	–	–	–

**ENTERTAINMENT/COMMUNICATION/NAVIGATION**

<b>7" DIAGONAL COLOR TOUCH-SCREEN WITH GMC INFOTAINMENT SYSTEM</b> <sup>2</sup> Includes AM/FM, USB ports, <sup>3</sup> auxiliary jack, Bluetooth <sup>®4</sup> streaming audio for music and select phones, hands-free smartphone integration and voice-activated technology for radio and phone	●	●	–	–	–	–
<b>8" DIAGONAL COLOR TOUCH-SCREEN WITH GMC INFOTAINMENT SYSTEM</b> <sup>2</sup> Includes AM/FM/SiriusXM <sup>5</sup> (with 3-month trial) with USB <sup>3</sup> port, auxiliary jack, functionality through voice command, Bluetooth <sup>4</sup> streaming audio for music and most phones, hands-free smartphone integration and voice-activated technology for radio and phone	–	–	●	●	●	–
<b>8" DIAGONAL COLOR TOUCH-SCREEN NAVIGATION<sup>6</sup> WITH GMC INFOTAINMENT SYSTEM</b> <sup>2</sup> Includes AM/FM/SiriusXM <sup>5</sup> (with 3-month trial) with USB <sup>3</sup> port, auxiliary jack, functionality through voice command, Bluetooth <sup>4</sup> streaming audio for music and most phones, hands-free smartphone integration and voice-activated technology for radio and phone. On All Terrain and SLT models, requires Bose <sup>®</sup> premium 7-speaker system.	–	–	–	○	○	●
6-speaker system	●	●	●	●	●	–
Bose premium 7-speaker system on All Terrain and SLT models. Requires 8" diagonal color touch-screen Navigation <sup>6</sup> with GMC Infotainment System. <sup>2</sup>	–	–	–	○	○	●
<b>AUDIO SYSTEM USB<sup>3</sup> PORT</b>	●	●	●	●	●	●
Audio system USB <sup>3</sup> port located inside center console	–	–	●	●	●	●
<b>USB<sup>3</sup> CHARGING PORTS</b> 2 located on rear of center console	–	–	●	●	●	●
<b>4G<sup>7</sup> WI-FI<sup>®</sup> HOTSPOT CAPABILITY</b> See your dealer for more details	–	○	●	●	●	●
<b>SIRIUSXM SATELLITE RADIO</b> <sup>5</sup> Includes 3 trial months of service	–	–	●	●	●	●

KEY ● STANDARD ○ AVAILABLE – NOT AVAILABLE

<sup>1</sup>The system wirelessly charges one PMA- or Qi-compatible mobile device. Some devices require an adapter or back cover. To check for phone or other device compatibility, visit [my.gmc.com/learn](http://my.gmc.com/learn) for details. <sup>2</sup>Full functionality requires compatible Bluetooth and smartphone. Some devices require USB connectivity. Data plan rates apply. <sup>3</sup>Not compatible with all devices. <sup>4</sup>Go to [my.gmc.com/learn](http://my.gmc.com/learn) to find out which phones are compatible with the vehicle. <sup>5</sup>If you decide to continue service after your trial, the subscription plan you choose will automatically renew thereafter and you will be charged according to your chosen payment method at then-current rates. Fees and taxes apply. To cancel, you must call SiriusXM at 1-866-635-2349. See SiriusXM Customer Agreement for complete terms at [siriusxm.com](http://siriusxm.com). All fees and programming subject to change. For more information about NavTraffic, visit [siriusxm.com/navtraffic](http://siriusxm.com/navtraffic). For more information about Travel Link, visit [siriusxm.com/travelink](http://siriusxm.com/travelink). Sirius, XM, SiriusXM and all related marks and logos are trademarks of SiriusXM Radio, Inc. <sup>6</sup>Map coverage available in the United States, Puerto Rico and Canada. <sup>7</sup>Requires a compatible mobile device, active service and data plan. 4G service available in select markets. Visit [onstar.com](http://onstar.com) for coverage map, details and system limitations. Data plan provided by AT&T. <sup>8</sup>A NOTE ON CHILD SAFETY: Always use safety belts and the correct child restraint for your child's age and size, even with air bags. Even in vehicles equipped with the Passenger Sensing System, children are safer when properly secured in a rear seat in the appropriate infant, child or booster seat. Never place a rear-facing infant restraint in the front seat of any vehicle equipped with an active frontal air bag. See your Owner's Manual and child safety seat instructions for more safety information.

TRIM LEVELS

EXTERIOR STYLING AND FUNCTIONALITY	SL	CANYON	SLE	ALL TERRAIN	SLT	DENALI
<b>5" CHROME RECTANGULAR ASSIST STEPS</b>	–	–	–	–	–	●
<b>BUMPER</b> Rear chrome with integrated corner steps	●	●	●	–	●	–
Rear body-color with integrated corner steps. On SLE models, included and only available with Nightfall Edition.	–	–	○	●	–	●
<b>DOOR HANDLES</b> Black	●	●	–	–	–	–
Body-color	–	–	●	●	–	–
Chrome	–	–	–	–	●	●
<b>FOG LAMPS</b> Front	–	–	●	●	●	●
<b>HEADLAMPS</b> Projector-type with signature lighting	●	●	●	●	●	●
<b>LIGHTING</b> Overhead cargo box	●	●	●	●	●	●
Under-rail LED cargo box	–	–	–	–	–	●
<b>EXTERIOR MIRRORS</b> Outside remote with manual-folding, black	●	●	–	–	–	–
Heated, power-adjustable, body-color, manual-folding with driver-side spotter mirror	–	–	●	●	–	–
Heated, power-adjustable, chrome, manual-folding with driver-side spotter mirror	–	–	–	–	●	●
<b>MOLDINGS</b> Black beltline	●	●	–	–	–	–
Chrome beltline	–	–	●	●	●	●
<b>POLISHED EXHAUST TIP</b> Dealer-installed. On SLE, included with available Nightfall Edition. Not available with Duramax 2.8L Turbo Diesel.	–	○	○	○	○	●
<b>RECOVERY HOOKS</b> Front. Standard on 4WD models only.	–	○	○	●	○	●
<b>SPRAY-ON BEDLINER</b> Black with GMC logo or Denali logo. On SLE, included with Nightfall Edition. On All Terrain, included with All Terrain X Package.	–	○	○	○	○	●
<b>TAILGATE</b> EZ-Lift and Lower Tailgate. On Canyon models, included and only available with Canyon Convenience Package.	–	○	●	●	●	●
Locking feature	●	●	●	●	●	●

**SAFETY AND SECURITY**

<b>AIR BAGS</b> <sup>8</sup> Dual-stage frontal and front-seat-mounted side-impact for driver and front passenger, head-curtain for front and rear outboard seating positions and front Passenger Sensing System	●	●	●	●	●	●
<b>FORWARD COLLISION ALERT AND LANE DEPARTURE WARNING</b> Included and only available with Driver Alert Package	–	–	○	–	○	●
<b>DAYTIME RUNNING LAMPS</b> With automatic lamp control	●	●	●	●	●	●
<b>REAR VISION CAMERA SYSTEM</b> With dynamic grid lines	●	●	●	●	●	●
<b>THEFT-DETERRENT SYSTEM</b> Immobilization	●	●	●	●	●	●
<b>THEFT-DETERRENT SYSTEM</b> Unauthorized entry. On Canyon models, included and only available with Canyon Convenience Package.	–	○	●	●	●	●
<b>TIRE PRESSURE MONITORING SYSTEM</b> Does not monitor spare tire	●	●	●	●	●	●

## PEACE OF MIND

Pro Grade Protection is standard on every 2018 Canyon. From maintenance to protecting your entire vehicle, you can drive with confidence.

INCLUDES 2 MAINTENANCE VISITS DURING THE FIRST 2 YEARS/24,000 MILES<sup>1</sup>

3-YEAR/36,000-MILE BUMPER-TO-BUMPER LIMITED WARRANTY<sup>2</sup>

5-YEAR/60,000-MILE POWERTRAIN LIMITED WARRANTY<sup>2</sup>

5-YEAR/60,000-MILE ROADSIDE ASSISTANCE/COURTESY TRANSPORTATION<sup>2</sup>

<sup>1</sup>Maintenance visits must occur within 2 years or 24,000 miles of vehicle delivery, whichever comes first. Does not include air filters. See participating dealer for other restrictions and complete details. <sup>2</sup>Whichever comes first. See dealer for limited-warranty details.



## WE'RE AS CLOSE AS THE BLUE BUTTON

Connect to a specially trained Emergency Medical Dispatch-certified Advisor<sup>1</sup> just by pushing the blue OnStar button in your Canyon.

**Emergency: Help When It Matters Most.** OnStar protects you and your passengers in the event of an emergency with the right help, right when you need it.


**Automatic Crash Response.<sup>2</sup>** Using built-in sensors, Automatic Crash Response can connect you to an OnStar Advisor immediately after a crash to help get you the care you need even if you can't ask for it. Using Injury Severity Prediction technology, professionally trained Advisors can notify first responders about the likelihood of serious injury so they can provide the right help, right away. You can feel confident knowing you have a team, 24/7, to get you the assistance you need.

**Roadside Assistance.<sup>3</sup>** If you've got a flat tire or are low on gas, just push the blue OnStar button, and an Advisor will get things moving with Roadside Assistance. We can use GPS technology to pinpoint where you are and send a tow truck or whatever help you need. No matter how far you are from home, you're empowered with solutions that keep you moving.

**Crisis Assist.** During severe weather or a crisis, OnStar can provide critical guidance during your time of need. With Crisis Assist,<sup>2</sup> our Advisors provide a fast, knowledgeable resource for emergency assistance, special routing assistance and other services. We're a 24-hour connection and central point of contact for help when you need it most.

**Security: Protection You Can Count On.** Breathe easy knowing a comprehensive suite of Stolen Vehicle Assistance services is available to help protect your vehicle.

**Stolen Vehicle Assistance.<sup>4</sup>** If your vehicle is stolen, you can be assured OnStar Advisors are ready to take action. Once you report your vehicle stolen, they can pinpoint its location, work with the police to quickly recover it, slow the vehicle if the conditions are safe to do so and even prevent it from restarting. And with Theft Alarm Notification,<sup>5</sup> if your vehicle alarm sounds, we'll let you know via text, email and/or a phone call. One simple call puts a team into action to help recover your vehicle quickly and safely.



<sup>1</sup>Visit onstar.com for coverage map, details and system limitations. Some services require paid OnStar service plan. OnStar Advisors are certified by the International Academies of Emergency Dispatch. <sup>2</sup>Visit onstar.com for vehicle availability, details and system limitations. OnStar acts as a link to existing emergency service providers. Not all vehicles may transmit all crash data. <sup>3</sup>Roadside service provided by Allstate Roadside Services. <sup>4</sup>Services are subject to user terms and limitations, and vary by vehicle model. Requires subscription to Security Plan, Guidance Plan or Safety & Security Plan. These services are intended to assist with vehicle recovery, and do not prevent theft or protect against damage or loss. Visit onstar.com for more details. <sup>5</sup>Services are subject to user terms and other limitations and vary by vehicle model. Requires armed GM factory-installed theft-deterrent system; subscription to Security Plan, Guidance Plan or Safety & Security Plan; and selection of notification communication preference[s]. Additional messaging and data rates may apply. Visit onstar.com for more details.



# CONVERSATION STARTER

At GMC, we'd like to start a dialogue with you so we can learn more about each other. Join the conversation and share your passion for all things Professional Grade.



GMC.COM



## IMPORTANT WORDS

### PRO GRADE PROTECTION

For 2018, Canyon comes with the Pro Grade Protection Plan, which includes two maintenance visits,<sup>1</sup> 3-year/36,000-mile Bumper-to-Bumper Limited Warranty<sup>2</sup> and 5-year/60,000-mile Powertrain Limited Warranty,<sup>2</sup> Roadside Assistance and Courtesy Transportation.


Starting with the owner orientation—and full tank of gas—you receive when you take possession of your Canyon, to the 24-Hour Roadside Assistance, Courtesy Transportation and Travel Benefits, you receive a portfolio of owner privileges that lasts throughout your warranty. For expert product information, Roadside Assistance or other services, call 1-800-GMC-8782.

**TRAVEL BENEFITS AND ROADSIDE ASSISTANCE** Available around the clock: trip routing service, a program for reimbursement for trip interruption due to necessary warranty repairs, towing, flat tire change, jump-starts and more for 5 years or 60,000 miles (whichever comes first).


**COURTESY TRANSPORTATION** Available at participating dealers: shuttle service, reimbursement of certain public transportation or fuel expenses for overnight warranty repairs and courtesy rental for overnight work repairs. See your dealer for details.

**GMC OWNER CENTER** A complimentary, one-stop resource to enhance your GMC ownership experience. It's easy to sign up. Just go to [gm.com/gmownercenter/gmc](http://gm.com/gmownercenter/gmc).


### ONSTAR AND GMC CONNECTED SERVICES

 Connected vehicle services require a paid connected vehicle services plan or trial, connected hardware, vehicle electrical system (including battery), wireless service and GPS satellite signal to be available and operating for features to function properly. OnStar acts as a link to existing emergency service providers. Visit [onstar.com](http://onstar.com) for coverage map, details and system limitations.

### SIRIUSXM SATELLITE RADIO

 SiriusXM Satellite Radio<sup>3</sup> is standard on select Canyon models. It includes 3 trial months of service. SiriusXM Satellite Radio makes your drive come alive with commercial-free music channels from virtually every genre, artist-dedicated channels, live performances and more. Tune in to live play-by-play from the biggest sports, exclusive entertainment from top personalities, compelling talk, hilarious comedy, world-class news, local traffic and weather and family-friendly programming. Welcome to the world of satellite radio. Visit [siriusxm.com](http://siriusxm.com) for details.

### GMC CERTIFIED SERVICE

 **GMC CERTIFIED SERVICE** To help your Canyon live up to its performance promise, GMC Certified Service—found exclusively at your GMC dealer—is there. With all the engineering excellence in Canyon, GM-trained technicians have the expertise to care for all of it.

### ADDITIONAL NOTES

**A NOTE ON CHILD SAFETY** Always use safety belts and the correct child restraint for your child's age and size, even with air bags. Even in vehicles equipped with the Passenger Sensing System, children are safer when properly secured in a rear seat in the appropriate infant, child or booster seat. Never place a rear-facing infant restraint in the front seat of any vehicle equipped with an active frontal air bag. See your vehicle Owner's Manual and child safety seat instructions for more safety information.

**TRAILERING AND OFF-ROAD INFORMATION** Please carefully review the Owner's Manual for important safety information about trailering or off-road driving in your vehicle.

**FLEET ORDERS** Some standard content may be deleted with fleet orders. See dealer for details.

**ENGINES** GMC products are equipped with engines produced by GM Powertrain or other suppliers to GM worldwide. The engines in GMC products may also be used in other GM makes and models.

**GMC.COM** See more of Canyon on our website: [gmc.com/canyon](http://gmc.com/canyon). More photos and information; hot links to related subjects; convenient dealer locator; pricing guide, spec out your own vehicle. Or call 1-800-GMC-8782.

## BUYPOWER CARD™



Now it's even easier to get into the GMC of your dreams. Every purchase gives you Earnings redeemable toward part or even all of a new GMC, Chevrolet, Buick or Cadillac. Every year, enjoy 5 percent Earnings on your first \$5,000 in purchases and 2 percent unlimited Earnings after that. No expiration on Earnings and no limit on how much you can earn or redeem. Learn more at [buypowercard.com/catalog](http://buypowercard.com/catalog). YOUR CARD IS THE KEY.™

**IMPORTANT WORDS ABOUT THIS CATALOG** We have tried to make this catalog comprehensive and factual. We reserve the right, however, to make changes at any time, without notice, in prices, colors, materials, equipment, specifications, models and availability. Specifications, dimensions, measurements, ratings and other numbers in this catalog and other printed materials provided at the dealership or affixed to vehicles are approximates based upon design and engineering drawings and prototypes and laboratory tests. Your vehicle may differ due to variations in manufacture and equipment. Since some information may have been updated since the time of printing, please check with your GMC dealer for complete details. GMC reserves the right to lengthen or shorten the model year for any product for any reason, or to start and end model years at different times. All competitive claims are based on the latest information available at the time of printing and GM Midsize Truck segment.

**AN IMPORTANT NOTE ABOUT ALTERATIONS AND WARRANTIES** Installations or alterations to the original equipment vehicle (or chassis) as distributed by General Motors are not covered by the General Motors New-Vehicle Limited Warranty. The special body company, assembler, equipment installer or upfitter is solely responsible for warranties on the body or equipment and any alterations (or any effect of the alterations) to any of the parts, components, systems or assemblies installed by GM. General Motors is not responsible for the safety or quality of design features, materials or workmanship of any alterations by such suppliers.

**NEW-VEHICLE LIMITED WARRANTY** All GMC Canyon models come with a fully transferable, no-deductible 5-year/60,000-mile (whichever comes first) Powertrain Limited Warranty. GM vehicles registered in the USA are also covered for 3 years or 36,000 miles (whichever comes first). Coverage includes tires and towing to your nearest GMC dealership. Repairs will be made to correct any vehicle defect and most warranty repairs will be made at no charge. In addition, rust-through corrosion will be covered for 6 years or 100,000 miles (whichever comes first). Canyon also comes with two maintenance visits within the first 2 years/24,000 miles (whichever comes first).<sup>1</sup> See dealer for details.

**ASSEMBLY** GMC vehicles and their components are assembled or produced by different operating units of General Motors, its subsidiaries or suppliers to GM worldwide. We sometimes find it necessary to produce GMC vehicles with different or differently sourced components than originally scheduled. Since some options may be unavailable when your vehicle is assembled, we suggest that you verify that your vehicle includes the equipment you ordered or, if there are changes, that they are acceptable to you.

**GMMOBILITY.COM (1-800-323-9935)** GM Mobility offers financial assistance for eligible adaptive equipment to make automotive travel easier for persons with disabilities or special transportation needs. To learn more about special GM Mobility offers, visit [gmmobility.com](http://gmmobility.com).

<sup>1</sup>Maintenance visits must occur within 2 years or 24,000 miles of vehicle delivery, whichever comes first. Does not include air filters. See participating dealer for other restrictions and complete details. <sup>2</sup>Whichever comes first. See dealer for limited-warranty details. <sup>3</sup>If you decide to continue service after your trial, the subscription plan you choose will automatically renew thereafter and you will be charged according to your chosen payment method at then-current rates. Fees and taxes apply. To cancel, you must call SiriusXM at 1-866-635-2349. See SiriusXM Customer Agreement for complete terms at [siriusxm.com](http://siriusxm.com). All fees and programming subject to change. For more information about NavTraffic, visit [siriusxm.com/navtraffic](http://siriusxm.com/navtraffic). For more information about Travel Link, visit [siriusxm.com/travelink](http://siriusxm.com/travelink). Sirius, XM, SiriusXM and all related marks and logos are trademarks of SiriusXM Radio, Inc.

©2017 General Motors. All rights reserved. GM, the GM logo, GMC, the slogans, emblems, vehicle model names, vehicle body designs and other marks appearing in this catalog are the trademarks and/or service marks of General Motors, its subsidiaries, affiliates or licensors. Facebook is a registered trademark of Facebook, Inc. Twitter is a registered trademark of Twitter, Inc. YouTube is a registered trademark of Google Inc. Instagram is a registered trademark of Instagram, LLC. Android Auto is a trademark of Google Inc. Sirius, XM and all related marks and logos are trademarks of SiriusXM Radio, Inc. Apple and CarPlay are registered trademarks of Apple, Inc.

VISIT US AT GMC.COM