

HUMMER EV PICKUP

FEATURES, SPECS AND OPTIONS



We have tried to make this guide comprehensive and factual. We reserve the right, however, to make changes at any time, without notice, in prices, colors, materials, equipment, specifications, models and availability. Specifications, dimensions, measurements, ratings and other numbers in this guide and other printed materials provided at the dealership or affixed to vehicles are approximations based on design and engineering drawings, prototypes and laboratory tests. Your vehicle may differ due to variations in manufacture and equipment. Since some information may have been updated since the time of publication, please check with your GMC dealer for complete details.

GMC
WE ARE PROFESSIONAL GRADE

YOUR HUMMER EV PICKUP AWAITS

PICKUP KEY FEATURES

See your GMC dealer or gmc.com for more feature details and requirements.

EDITION 1
[Reservations for HUMMER EV are currently full.]

EXTERIOR

Wheels, 18" Black Aluminum With Machined Accents and 35" Mud-Terrain Tires	●
LED Headlamps With LED Daytime Running Lamps	●
LED Signature Lighting; Includes HUMMER EV Light Bar, Walk-Up and Departure Animation, Charge Status and Turn Signals	●
LED Signature Taillamps With LED Stop and Reverse Lights	●
Rear Charge Port Lighting With Charge Status	●
Front Crystal-Like Amber Roof Marker Lamps	●
Rear Crystal-Like Red Roof Marker Lamps	●
LED Bed Area Lighting	●
Outside Heated Power-Adjustable, Power-Folding Mirrors With Driver-Side Auto-Dimming, Puddle Lamps and Memory	●
5' Pickup Bed With Spray-On Bedliner	●
MultiPro™ Tailgate (Power Release)	●
120V (400W) Power Outlet, Rear Bed	●
Rocker Protectors With Assist Steps	●
Front Steel Skid Protector/Shielding	●
Front Intermittent Wipers With Rainsense	●
Power Hood, Lit eTrunk™ Compartment With Infinity Roof Sky Panel Storage, 12V DC Power Outlet and Emergency Hood Release Button	●
Recovery Hooks, ¹ Front, Articulating D-Ring, Frame-Mounted, Black	●
Recovery Hooks, ¹ Rear, Articulating D-Ring, Frame-Mounted, Black	●
Tonneau Cover for Cargo Bed (Vinyl Roll-Up)	●
Skid Plates (Including Front Differential, Battery and Rear Differential)	●

● Standard ○ Available

¹To avoid the risk of injury, never use recovery hooks to tow a vehicle. For more information, see the Recovery Hooks section of the vehicle Owner's Manual.

YOUR HUMMER EV PICKUP AWAITS

PICKUP KEY FEATURES

See your GMC dealer or gmc.com for more feature details and requirements.

EDITION 1
[Reservations for HUMMER EV are currently full.]

INTERIOR

Premium Leather-Alternative Perforated Front Bucket Seats



12-Way Power Front Seats Including 4-Way Lumbar



Heated/Ventilated Front Seats



Heated Second-Row Outboard Seat Cushions



60/40 Split Fold-Up Second-Row Seats



Driver Memory Settings (Seat, Outside Mirrors and Steering Wheel)



Automatic Heated Steering Wheel



Keyless Open and Start



Remote Vehicle Starter System With Preconditioning



Rear Camera Mirror,¹ Inside Rearview Auto-Dimming With Full Camera Display



Tri-Zone Automatic Climate Control



Power Tailgate Release



Power Rear Drop Glass



Infinity Roof With Modular Sky Panels (Transparent, With 4 eTrunk Storage Bags and Removable I-Bar)



Full, Removable Rubber Floor With Rubber Inserts (Over Vinyl Flooring)



Standard Available

CONTINUED

¹Safety or driver-assistance features are no substitute for the driver’s responsibility to operate the vehicle in a safe manner. The driver should remain attentive to traffic, surroundings and road conditions at all times. Visibility, weather and road conditions may affect feature performance. Read the vehicle Owner’s Manual for more important feature limitations and information.

YOUR HUMMER EV PICKUP AWAITS

PICKUP KEY FEATURES

See your GMC dealer or gmc.com for more feature details and requirements.

EDITION 1
[Reservations for HUMMER EV are currently full.]

INTERIOR CONTINUED

Wireless Apple CarPlay ¹ Compatibility	●
Wireless Android Auto ² Compatibility	●
Wireless Phone Charging ³	●
Bose® 14-Speaker Audio System With Centerpoint® and Electric Vehicle Sound Enhancement	●
Instrument Cluster and Driver Information Center, Reconfigurable, 12.3" Diagonal	●
Wi-Fi® Hotspot-Capable ⁴	●
Universal Home Remote	●
12V DC Power Outlet Located in Storage Console Under the Center Armrest	●
4 USB Ports ⁵ (2 Front Power/Data, 2 Rear Power)	●
Two 120V AC Power Outlets (400W Shared Power, Located in the Rear of the Center Console and the Rear of the Cargo Bed)	●

● Standard ○ Available

¹Vehicle user interface is a product of Apple® and its terms and privacy statements apply. Requires compatible iPhone® and data plan rates apply. Apple CarPlay, Siri, iPhone and Apple Music are trademarks of Apple, Inc., registered in the U.S. and other countries. ²To wirelessly use Android Auto on your car display, you need a compatible Android smartphone with an active data plan. You can check which smartphones are compatible at g.co/androidauto/requirements. Android and Android Auto are trademarks of Google LLC. ³The system wirelessly charges one compatible mobile device. Some phones have built-in wireless charging technology and others require a special adapter/back cover. To check for phone or other device compatibility, see my.gmc.com/learn or consult your carrier. ⁴Service varies with conditions and location. Requires active service plan and paid AT&T® data plan. See onstar.com for details and limitations. ⁵Not compatible with all devices.

YOUR HUMMER EV PICKUP AWAITS

PICKUP KEY FEATURES	EDITION 1
See your GMC dealer or gmc.com for more feature details and requirements.	[Reservations for HUMMER EV are currently full.]
CAPABILITY	
3-Motor Performance Torque Vectoring e4WD Single-Motor Front and Dual-Motor Rear Electric Drive Units	●
GM-Estimated up to 329-Mile Range ¹ Ultium Battery, 1,000 hp ² and 11,500 lb-ft of Torque ²	●
Watts to Freedom, ³ 0-60 mph in Approximately 3 Seconds ⁴	●
11.5 kW/48A Onboard Charging Module	●
Fast Charging-Capable With a Compatible DC Fast Charger (up to 350 kW) ⁵	●
Dual-Level Charge Cord 1.4/7.7 kW ⁶	●
Drive Mode Control (My Mode, Normal, Off-Road, Terrain and Tow/Haul Modes)	●
Air Ride Adaptive Suspension With Adjustable Ride Height and Extract Mode ⁷	●
4-Wheel Steer With CrabWalk™ ⁷	●
Electronic Precision Shift With Low Selection for Throttle-Off Regenerative Braking and One-Pedal Driving Capability ⁸	●
Regen On Demand ^{®9} Steering-Wheel Paddle	●
Electronic Parking Brake	●
Independent Front and Rear Suspension	●
Front- and Rear-Sliding Caliper Disc Brakes With Duralife Rotors	●
StabiliTrak, Electronic Stability Control System With Traction Control	●
Tire Inflator Kit	●
Trailer Hitch, 7-Pin Connector and Hitch Guidance ¹⁰	●
ProGrade™ Trailering System	●

● Standard ○ Available

¹On a full charge based on development testing and/or analytical projection consistent with SAE J1634 revision 2017–MCT. Range subject to change prior to production. Actual range may vary based on several factors, including ambient temperature, terrain, battery age and condition, loading, and how you use and maintain your vehicle. ²GM-estimated. ³Watts to Freedom is intended for use only on a closed course and should not be used on public roads. Read the vehicle Owner's Manual for important feature limitations and information. ⁴GM-estimated. On a closed course only. Based on initial vehicle movement. ⁵Requires use of compatible public DC fast chargers. Actual charge times will vary based on battery starting state of charge, battery condition, output of charger, vehicle settings and battery temperature. See the Owner's Manuals for your vehicle and charger for additional details and limitations. ⁶May require a new outlet, sold separately, and professional installation. Actual charge times will vary based on battery condition, output of charger, vehicle settings and battery temperature. See the Owner's Manuals for your vehicle and charger for additional details and limitations. ⁷Limited to low speeds. Read the vehicle Owner's Manual for important feature limitations and information. ⁸Feature may be limited when the battery temperatures are extremely cold or hot or when battery is near full charge. Always use the brake pedal when you need to stop immediately. See the vehicle Owner's Manual for details. ⁹Feature may be limited when the battery temperatures are extremely cold or hot or when battery is near full charge. See the vehicle Owner's Manual for details. ¹⁰Safety or driver-assistance features are no substitute for the driver's responsibility to operate the vehicle in a safe manner. Read the vehicle Owner's Manual for important feature limitations and information.

YOUR HUMMER EV PICKUP AWAITS

PICKUP KEY FEATURES See your GMC dealer or gmc.com for more feature details and requirements.	EDITION 1 [Reservations for HUMMER EV are currently full.]
SAFETY AND TECHNOLOGY	
Premium GMC Infotainment System ¹ With Google built-in Capability, ² 13.4" Diagonal Color Touch-Screen, Multi-Touch Display, AM/FM Stereo and Bluetooth ³ Streaming Audio for Music and Most Smartphones; Wireless Apple CarPlay ⁴ Compatibility and Wireless Android Auto ⁵ Compatibility for Compatible Phones; Advanced Voice Recognition; and Personalized Profiles for Infotainment and Vehicle Settings	●
OnStar ⁶ - and GMC Connected Services ⁶ -Capable, Includes 3-Year Trial Subscription	●
SiriusXM ⁷ -Capable With 360L, ⁷ Includes 3-Month Trial	●
Super Cruise ⁸ Driver-Assistance Technology, Includes 3-Year Trial Subscription	●
Adaptive Cruise Control ⁹	●
Safety Alert Seat ⁹	●
IntelliBeam—Auto High Beams	●
Forward Collision Alert ⁹	●
Following Distance Indicator ⁹	●
Front and Rear Park Assist ⁹	●
Enhanced Automatic Parking Assist ⁹	●
High Definition Surround Vision ⁹	●
UltraVision ¹⁰ With Underbody Cameras	●

● Standard

○ Available

CONTINUED

¹Functionality varies by model. Full functionality requires compatible Bluetooth and smartphone, and USB connectivity for some devices. ²Google built-in services are subject to limitations, and availability may vary by vehicle, infotainment system and location. Select service plan required. Certain Google actions and functionality may require account linking. User terms and privacy statements apply. Google, Google Play and Google Maps are trademarks of Google LLC. ³Go to my.gmc.com/learnabout/bluetooth to find out which phones are compatible with the vehicle. Full Bluetooth feature functionality varies by device, model and software version. ⁴Vehicle user interface is a product of Apple® and its terms and privacy statements apply. Requires compatible iPhone® and data plan rates apply. Apple CarPlay, Siri, iPhone and Apple Music are trademarks of Apple, Inc., registered in the U.S. and other countries. ⁵To wirelessly use Android Auto on your car display, you need a compatible Android smartphone with an active data plan. You can check which smartphones are compatible at g.co/androidauto/requirements. Android and Android Auto are trademarks of Google LLC. ⁶Connected Services vary by vehicle model and require active service plan, working electrical system, cell reception and GPS signal. Does not include emergency or security services. See onstar.com for details and limitations. ⁷Certain features require a SiriusXM subscription and the GMC Connected Access plan. See siriusxm.com and onstar.com for details and limitations. ⁸Always pay attention while driving and when using Super Cruise. Do not use a handheld device. Requires active Super Cruise plan or trial. Terms apply. Visit gmc.com/connectivity-technology/super-cruise for compatible roads and full details. ⁹Safety or driver-assistance features are no substitute for the driver's responsibility to operate the vehicle in a safe manner. Read the vehicle Owner's Manual for important feature limitations and information. ¹⁰Safety or driver-assistance features are no substitute for the driver's responsibility to operate the vehicle in a safe manner. Read the vehicle Owner's Manual for important feature limitations and information. Some camera views require available accessory camera and installation. Not compatible with all trailers. See your dealer for details.

YOUR HUMMER EV PICKUP AWAITS

PICKUP KEY FEATURES

See your GMC dealer or gmc.com for more feature details and requirements.

EDITION 1
[Reservations for HUMMER EV are currently full.]

SAFETY AND TECHNOLOGY CONTINUED

Enhanced Automatic Emergency Braking¹



Front Pedestrian Braking¹



Rear Pedestrian Alert¹



Rear Cross Traffic Alert¹



Reverse Automatic Braking¹



Automatic Vehicle Hold



Lane Keep Assist With Lane Departure Warning¹



Lane Change Alert With Side Blind Zone Alert¹



Trailer Side Blind Zone Alert¹



Rear Seat Reminder²



Teen Driver¹



Standard Available

¹Safety or driver-assistance features are no substitute for the driver's responsibility to operate the vehicle in a safe manner. Read the vehicle Owner's Manual for important feature limitations and information. ²Does not detect people or items. Always check the rear seat before exiting.

YOUR HUMMER EV PICKUP AWAITS

PICKUP KEY FEATURES

See your GMC dealer or gmc.com for more package details and requirements.

EDITION 1
[Reservations for HUMMER EV are currently full.]

PACKAGES

Extreme Off-Road Package Includes 18" Black Aluminum Wheels With Machined Accents, LT305/70R18 Goodyear® Wrangler Territory MT Tires, Front E-Lockers and Rear Virtual Lockers, Skid Plates (Including Front Differential, Battery and Rear Differential), Heavy-Duty Ball-Spline Half Shafts, Underbody Forward- and Rear-Facing Cameras,¹ Rear Recovery Hooks² and Rocker Protectors With Assist Steps



● Standard ○ Available

DIMENSIONS

WHEELBASE: 135.6"	GROUND CLEARANCE, STANDARD: 10.1"
OVERALL LENGTH: 216.8"	GROUND CLEARANCE, TERRAIN MODE (IF EQUIPPED): 11.9"
OVERALL WIDTH (WITH MIRRORS): 93.7"	GROUND CLEARANCE, EXTRACT MODE (IF EQUIPPED): 15.9"
OVERALL WIDTH (MIRRORS FOLDED): 87.5"	WATER FORDING, ³ STANDARD: 26.0"
OVERALL WIDTH (WITHOUT MIRRORS): 86.7"	WATER FORDING, ³ TERRAIN MODE (IF EQUIPPED): 28.0"
OVERALL HEIGHT: 79.1"	WATER FORDING, ³ EXTRACT MODE (IF EQUIPPED): 32.0"
LEG ROOM (FIRST/SECOND ROW): 45.6"/38.9"	MAX CARGO AREA CARGO BED: ⁴ 36.7 CU. FT.
HEAD ROOM (FIRST/SECOND ROW): 42.5"/38.6"	MAX CARGO AREA eTRUNK: ⁴ 11.3 CU. FT.
SHOULDER ROOM (FIRST/SECOND ROW): 63.9"/64.0"	SUSPENSION TRAVEL (FRONT AND REAR): 13.0"
HIP ROOM (FIRST/SECOND ROW): 60.5"/60.3"	TURN CIRCLE (4-WHEEL STEERING): 37.1 FT.
FRONT OVERHANG: 34.7"	TURN CIRCLE (2-WHEEL STEERING): 44.3 FT.
REAR OVERHANG: 46.5"	

¹Safety or driver-assistance features are no substitute for the driver's responsibility to operate the vehicle in a safe manner. Read the vehicle Owner's Manual for important feature limitations and information. ²To avoid the risk of injury, never use recovery hooks to tow a vehicle. For more information, see the Recovery Hooks section of the vehicle Owner's Manual. ³Read the vehicle Owner's Manual for important feature limitations and information on water-fording capabilities. ⁴Cargo and load capacity limited by weight and distribution.

HUMMER EV PICKUP TOWING



KEY TRAILERING FEATURES

- UP TO 18 AVAILABLE CAMERA VIEWS¹
- STANDARD PROGRADE TRAILERING SYSTEM WITH AVAILABLE IN-VEHICLE TRAILERING APP²
- STANDARD TOW/HAUL MODE SMART TRAILER INTEGRATION
- STANDARD SMART TRAILER INTEGRATION INDICATOR
- STANDARD TRAILERING PACKAGE INCLUDES TRAILER HITCH, 7-PIN CONNECTOR AND HITCH GUIDANCE
- STANDARD ADAPTIVE AIR RIDE ADJUSTABLE SUSPENSION
- STANDARD GMC MULTIPRO TAILGATE
- STANDARD HITCH GUIDANCE WITH HITCH VIEW³
- STANDARD TRAILER BRAKE CONTROLLER

KEY SPECIFICATIONS

- MAXIMUM AVAILABLE TRAILERING: 7,500 LBS⁴
- MAXIMUM AVAILABLE TORQUE: 11,500 LB-FT⁵
- MAXIMUM AVAILABLE PAYLOAD: 1,300 LBS⁶
- MAXIMUM CARGO BED VOLUME: 36.7 CU. FT.⁷
- MAXIMUM FRONT eTRUNK VOLUME: 11.3 CU. FT.⁷
- 8 CARGO TIE-DOWNS IN BED RATED AT 500 LBS⁷ PER CORNER
- 4 CARGO TIE-DOWNS IN eTRUNK RATED AT 110 LBS⁷
- MAXIMUM AVAILABLE SEATING CAPACITY OF 5

POWERTRAIN

- ULTIUM DRIVE SYSTEM PERFORMANCE TORQUE VECTORING e4WD—3 MOTORS (1 FRONT, 2 REAR) WITH 24-MODULE ULTIUM BATTERY PACK

¹Safety or driver-assistance features are no substitute for the driver's responsibility to operate the vehicle in a safe manner. Read the vehicle Owner's Manual for important feature limitations and information. Some camera views require available accessory camera and installation. Not compatible with all trailers. See your dealer for details. ²App functionality and features vary with vehicle equipment and trim level. Data connection may be required. Some features require active service plan and working electrical system. Terms and limitations apply.

³Safety or driver-assistance features are no substitute for the driver's responsibility to operate the vehicle in a safe manner. Read the vehicle Owner's Manual for important feature limitations and information. ⁴7,500-lb rating requires properly equipped GMC HUMMER EV Edition 1 Pickup. Maximum trailering ratings are intended for comparison purposes only. Before you buy a vehicle or use it for trailering, carefully review the trailering section of the Owner's Manual. The trailering capacity of your specific vehicle may vary. The weight of passengers, cargo and options or accessories may reduce the amount you can trailer. ⁵GM-estimated. ⁶Requires properly equipped GMC HUMMER EV Edition 1 Pickup. These maximum payload ratings are intended for comparison purposes only. Before you buy a vehicle or use it to haul people or cargo, carefully review the vehicle loading section of the Owner's Manual and check the carrying capacity of your specific vehicle on the label on the inside of the driver's doorjamb. ⁷Cargo and load capacity limited by weight and distribution.

SUPERTRUCK TRAILERING CAPABILITY

ULTIUM DRIVE SYSTEM—3 MOTORS/e4WD				
MODEL	CAB	BED	MAX CONVENTIONAL TRAILER WEIGHT RATING (LBS) ¹	MAX PAYLOAD RATING (LBS) ²
HUMMER EV EDITION 1 PICKUP	Crew Cab e4WD	Short	7,500	1,300

ELECTRIC DRIVE SPECIFICATIONS					
BATTERY PACK	LEVEL 2 CHARGING ³	MAXIMUM CHARGING CAPABILITIES	DRIVE SYSTEM	HORSEPOWER ⁴	TORQUE ⁴
24-MODULE ULTIUM BATTERY PACK	Up to nearly 16 miles in 1 hour ⁴	DC fast charging available. ⁵ Approximately 100 miles in as little as 12 minutes ⁴ (up to 350 kW) with a compatible DC fast charger. ⁶	Ultium Drive System Performance Torque Vectoring e4WD (electronic 4WD); 3 motors (1 front, 2 rear)	1,000 hp	11,500 lb-ft

¹7,500-lb rating requires properly equipped GMC HUMMER EV Edition 1 Pickup. Maximum trailering ratings are intended for comparison purposes only. Before you buy a vehicle or use it for trailering, carefully review the trailering section of the Owner's Manual. The trailering capacity of your specific vehicle may vary. The weight of passengers, cargo and options or accessories may reduce the amount you can trailer. ²These maximum payload ratings are intended for comparison purposes only. Before you buy a vehicle or use it to haul people or cargo, carefully review the vehicle loading section of the Owner's Manual and check the carrying capacity of your specific vehicle on the label on the inside of the driver's doorjamb. ³Requires professional installation of a compatible wall charger, sold separately. Actual charge times will vary based on battery condition, output of charger, vehicle settings and battery temperature. See the Owner's Manuals for your vehicle and charger for additional details and limitations. ⁴GM-estimated. ⁵Actual charge times will vary based on battery starting state of charge, battery condition, output of charger, vehicle settings and battery temperature. See the Owner's Manuals for your vehicle and charger for additional details and limitations. ⁶Requires use of compatible public DC fast chargers.

TRAILERING HIGHLIGHTS

PROGRADE TRAILERING SYSTEM

GMC HUMMER EV Pickup's ProGrade Trailering System includes advanced technologies for increased views and confidence. It helps when hooking up your trailer, while on the road and when backing your trailer into place.

IN-VEHICLE TRAILERING APP¹

The available in-vehicle Trailering App¹ is integrated into HUMMER EV Pickup's infotainment system² and includes trailering information and the ability to create five defined trailer profiles based on trailer specifications. There are also maintenance reminders, predeparture checklists, a Trailer Light Sequence Test, a Trailer Tire Pressure Monitoring System³ and other features.

myGMC MOBILE APP⁴

The available myGMC Mobile App⁴ allows you to create and manage trailer profiles, run Trailer Light Sequence Tests to help ensure trailer lights are in working order, reference predeparture checklists and use a Trailer Load Calculator to determine the combined weight of your vehicle and trailer. You can view and receive alerts on key components of your trailer such as tire pressure monitoring³ and trailer miles. There's also a glossary filled with trailering-related materials.

SMART TRAILER INTEGRATION

The available ASA Electronics iN•Command[®] Control System⁵ is designed to integrate with and be accessible through the myGMC Mobile App⁴ (on compatible iPhones[®] and Android smartphones) or on the infotainment system via Apple CarPlay^{®6} and Android Auto⁷ compatibility. The iN•Command Control System allows you to monitor and control a range of smart system functions such as water tank levels, climate controls and power slide-outs in recreational trailers equipped with GlobalConnect technology.

¹App functionality and features vary with vehicle equipment and trim level. Data connection may be required. Some features require active service plan and working electrical system. Terms and limitations apply. ²Functionality varies by model. Full functionality requires compatible Bluetooth and smartphone, and USB connectivity for some devices. ³Requires available Trailer Tire Pressure Monitoring System and installation of trailer tire pressure monitor sensors. ⁴Available on select Apple[®] and Android[™] devices. Service availability, features and functionality vary by vehicle, device and the plan you are enrolled in. Terms apply. Device data connection required. See onstar.com for details and limitations. ⁵iN•Command is provided by ASA Electronics and is designed to operate within 30 feet of the trailer. Works with trailers equipped with iN•Command Control System with GlobalConnect via Bluetooth connection. Control and monitoring functionality varies by trailer manufacturer model and installed options. Use of the iN•Command Control System feature through the myGMC Mobile App requires an active service plan. User terms apply. See onstar.com for details and limitations. ⁶Vehicle user interface is a product of Apple[®] and its terms and privacy statements apply. Requires compatible iPhone[®] and data plan rates apply. Apple CarPlay, Siri, iPhone and Apple Music are trademarks of Apple, Inc., registered in the U.S. and other countries. ⁷To wirelessly use Android Auto on your car display, you need a compatible Android smartphone with an active data plan. You can check which smartphones are compatible at g.co/androidauto/requirements. Android and Android Auto are trademarks of Google LLC.

myGMC MOBILE APP

INNOVATIVE WAYS TO TAKE CONTROL

The available myGMC Mobile App¹ elevates your ownership experience in many ways. It's also a powerful and useful tool when it comes to trailering.

IN A PROPERLY EQUIPPED VEHICLE, YOU'LL HAVE THESE USEFUL FUNCTIONS AT YOUR FINGERTIPS:

- TRAILER LIGHT SEQUENCE TESTING
- LOAD CALCULATOR
- PREDEPARTURE CHECKLISTS
- PROFILE SHARING
- GLOSSARY OF TERMS
- TRAILER TIRE PRESSURE ALERTS²
- MAINTENANCE REMINDERS
- SMART TRAILER CONTROLS

SMART TRAILER INTEGRATION

PUTTING YOU IN COMMAND LIKE NEVER BEFORE

The available Smart Trailer Control System effectively turns your smartphone into a remote control. Accessible through the myGMC Mobile App¹ (on compatible iOS and Android smartphones) or through the infotainment system (via Apple CarPlay^{®3} and Android Auto⁴ compatibility), the Smart Trailer Control System allows you to control many of your compatibly equipped iN•Command Control System⁵ trailer functions through a Bluetooth⁶ connection. It's a seamless way to stay informed and in command.

TAKE CONTROL OF THE FOLLOWING FUNCTIONS AND SYSTEMS IN YOUR COMPATIBLE ATTACHED TRAILER:

- ADJUST CLIMATE CONTROLS
- TURN THE WATER PUMP ON/OFF
- TURN THE HEATER ON/OFF
- TURN INTERIOR LIGHTS ON/OFF
- TURN EXTERIOR LIGHTS ON/OFF
- CHECK REAL-TIME STATUS OF THE WATER TANK LEVEL
- CHECK REAL-TIME STATUS OF THE BATTERY LIFE
- CHECK FUEL LEVEL OF THE GENERATOR
- PRIME AND START THE GENERATOR
- OPEN AND CLOSE SLIDE-OUTS (VEHICLE AND TRAILER MUST BE PARKED)
- OPEN AND CLOSE AWNINGS (VEHICLE AND TRAILER MUST BE PARKED)
- ADJUST JACKS (VEHICLE AND TRAILER MUST BE PARKED)

¹Available on select Apple® and Android devices. Service availability, features and functionality vary by vehicle, device and the plan you are enrolled in. Terms apply. Device data connection required. See onstar.com for details and limitations. ²Requires available Trailer Tire Pressure Monitoring System and installation of trailer tire pressure monitor sensors. ³Vehicle user interface is a product of Apple® and its terms and privacy statements apply. Requires compatible iPhone® and data plan rates apply. Apple CarPlay, Siri, iPhone and Apple Music are trademarks of Apple, Inc., registered in the U.S. and other countries. ⁴To wirelessly use Android Auto on your car display, you need a compatible Android smartphone with an active data plan. You can check which smartphones are compatible at g.co/androidauto/requirements. Android and Android Auto are trademarks of Google LLC. ⁵iN•Command is provided by ASA Electronics and is designed to operate within 30 feet of the trailer. Works with trailers equipped with iN•Command Control System with GlobalConnect via Bluetooth connection. Control and monitoring functionality varies by trailer manufacturer model and installed options. Use of the iN•Command Control System feature through the myGMC Mobile App requires an active service plan. User terms apply. See onstar.com for details and limitations. ⁶Go to my.gmc.com/learnabout/bluetooth to find out which phones are compatible with the vehicle. Full Bluetooth feature functionality varies by device, model and software version.

HUMMER EV PICKUP CAMERA SYSTEM



Front Top-Down View with Camera App Guidance Lines



Rear Side View with Available Articulation Functionality

UP TO 18 AVAILABLE CAMERA VIEWS¹

1. TRANSPARENT TRAILER VIEW (REQUIRES COMPATIBLE CONVENTIONAL TRAILER)
2. HITCH VIEW
3. BED VIEW
4. FRONT STANDARD VIEW
5. REAR STANDARD VIEW
6. GUIDANCE LINES
7. SURROUND VIEW
8. FRONT TOP-DOWN VIEW
9. REAR TOP-DOWN VIEW
10. REAR BOWL VIEW
11. FRONT SIDE VIEW
12. REAR SIDE VIEW (WITH AVAILABLE ARTICULATION FUNCTIONALITY) (REQUIRES COMPATIBLE CONVENTIONAL TRAILER)
13. REAR TRAILER VIEW (REQUIRES COMPATIBLE CONVENTIONAL TRAILER)
14. HITCH GUIDANCE
15. PICTURE-IN-PICTURE SIDE VIEW
16. REAR CAMERA MIRROR
17. FORWARD-FACING UNDERBODY VIEW
18. REAR-FACING UNDERBODY VIEW

¹Safety or driver-assistance features are no substitute for the driver's responsibility to operate the vehicle in a safe manner. Read the vehicle Owner's Manual for important feature limitations and information. Some camera views require available accessory camera and installation. Not compatible with all trailers. See your dealer for details.

HUMMER EV PICKUP CAMERA-VIEW COMPATIBILITY

CAMERA-VIEW COMPATIBILITY		
ALL TRAILERS MAY NOT BE COMPATIBLE. THIS CHART IS FOR REFERENCE ONLY.		
CAMERA VIEW	TRAILER TYPE	DIMENSIONS REQUIRED
Rear Trailer View With Trailer Angle Indicator ¹	Box/Enclosed ²	Yes
Rear Trailer View ¹	Most	N/A
Rear Side View	Most	N/A
Rear Side View With Trailer Biasing	Box/Enclosed ²	Yes
Rear Side View With Trailer Length Indicator (Turn-Signal-Activated)	Box/Enclosed ²	Yes
Transparent Trailer View ³	Box/Enclosed ²	Yes
Jack-Knife Alert	Box/Enclosed ²	Yes
Picture-in-Picture Side View ¹	Most	N/A
Inside Trailer View ¹	Most	N/A
Bed View	N/A	N/A
Bed View With Zoom and Hitch Guidance	N/A	N/A
Hitch View	Most	N/A

Safety or driver-assistance features are no substitute for the driver's responsibility to operate the vehicle in a safe manner. The driver should remain attentive to traffic, surroundings and road conditions at all times. Visibility, weather and road conditions may affect feature performance. Read the vehicle Owner's Manual for more important feature limitations and information.

¹Requires available accessory camera and installation. Not compatible with all trailers. See your dealer for details. ²Box/enclosed trailer is a type of trailer that has walls and a roof to completely enclose cargo and keep it protected from the elements. ³Requires available accessory camera and installation. Not compatible with all trailers. See your dealer for details. This camera view has a trailer-length limitation of 32 feet.

CALIBRATION TIPS FOR TRANSPARENT TRAILER VIEW

FOLLOW THESE CALIBRATION TIPS FOR SUCCESSFUL SETUP:

Drive below 31 mph	Driving faster may delay calibration.
Drive straight	Excessive steering may extend calibration time.
Use good light	Calibration should be attempted when there is enough light.
Set up in good weather	Calibration during snow or heavy rain should be avoided.
Use a flat, defined road	Avoid gravel, dirt or unmarked roads.
Use the proper connection	Ensure that the camera is connected to the correct input.
Use the correct location	The accessory camera should be mounted and angled inside the defined mounting location (see camera installation instructions).
Check for a clean lens	Cameras obstructed by dirt or debris may hinder calibration.
Check for a clear view	The accessory trailer camera should have an unobstructed view (no spare tire, bike/cargo racks, etc.). Shadows may be perceived as obstructions. Attempt to calibrate while driving in an alternate direction if possible.
Ensure dimensions are correct	Enter accurate measurements made to the nearest inch.
Measure correctly	Use the width of the box of the trailer. Do not include the width of the wheels. This helps transparent trailer view and Jack-Knife Alert to work accurately.
Measure V-nose trailers correctly	For V-nose trailers, when measuring the distance between the ball and the front of the trailer, you should measure the distance to the widest part of the trailer, not to the point on the nose.

Safety or driver-assistance features are no substitute for the driver's responsibility to operate the vehicle in a safe manner. The driver should remain attentive to traffic, surroundings and road conditions at all times. Visibility, weather and road conditions may affect feature performance. Read the vehicle Owner's Manual for more important feature limitations and information.

Transparent trailer view requires available accessory camera and installation. Requires compatible conventional trailer. Not compatible with all trailers. See your dealer for details. This camera view has a trailer-length limitation of 32 feet.

AVAILABILITY

SELECT TRAILERING TECHNOLOGY AVAILABILITY

	HUMMER EV PICKUP
In-Vehicle Trailering App ¹	○
myGMC Mobile App ²	○
Smart Trailer Integration Indicator	●
Tow/Haul Mode	●
Electric Parking Brake	●
Enhanced Automatic Parking Assist	●
Hill Start Assist	●
Integrated Trailer Brake Controller	●
Trailer Sway Control	●
Hitch Guidance ³	●
Rear Vision Camera ³	●
High Definition Surround Vision ³	●
Trailer Hitch	●
7-Pin Connector	●
Up to 18 Camera Views ⁴ , Including Transparent Trailer View	○
Rear Trailer Guidelines With Trailer Angle Indicator	○
Trailer Length Indicator	○
Auxiliary Trailer Camera—Wired	○
Jack-Knife Alert	○

FOR MORE INFORMATION ON THESE TECHNOLOGIES, VISIT [GMC.COM](https://gmc.com).

● Standard ○ Available

¹App functionality and features vary with vehicle equipment and trim level. Data connection may be required. Some features require active service plan and working electrical system. Terms and limitations apply. ²Available on select Apple® and Android devices. Service availability, features and functionality vary by vehicle, device and the plan you are enrolled in. Terms apply. Device data connection required. See onstar.com for details and limitations. ³Safety or driver-assistance features are no substitute for the driver's responsibility to operate the vehicle in a safe manner. Read the vehicle Owner's Manual for important feature limitations and information. ⁴Safety or driver-assistance features are no substitute for the driver's responsibility to operate the vehicle in a safe manner. Read the vehicle Owner's Manual for important feature limitations and information. Some camera views require available accessory camera and installation. Not compatible with all trailers. See your dealer for details.

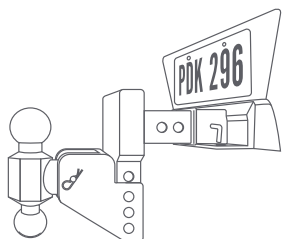
TRAILER HITCH TYPES

SELECTING THE RIGHT HITCH

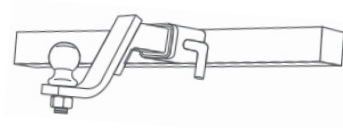
Choosing the right hitch, while ensuring proper electrical connections are made, affects how your vehicle handles, corners and brakes, and allows you to alert other drivers of your intentions. Before selecting a hitch or trailering package, you should be familiar with the weight ratings specific to your GMC vehicle.

CONVENTIONAL TRAILER HITCH

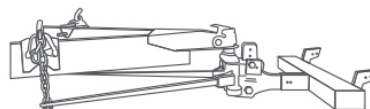
HUMMER EV Pickup is equipped with a trailer hitch receiver that, when properly equipped, will enable towing of conventional trailers. This style of trailer is typically used to describe recreational trailers, such as campers or boat trailers. Conventional trailers generally utilize a ball-type hitch.



CONVENTIONAL TRAILER HITCH



HITCH BALL ON DRAW BAR



WEIGHT-DISTRIBUTING HITCH

WEIGHT-CARRYING HITCH

This consists of a hitch ball mounted on a step bumper or draw bar, or a tow eye latched to a pintle hook. Hitch balls are available in a range of sizes. Make sure that the diameter of your hitch ball matches your trailer coupler. Also check that the ball and ball mount meet or exceed the Gross Trailer Weight Rating.

WEIGHT-DISTRIBUTING HITCH

This is most often used for heavier trailering. This hitch type more evenly distributes the trailer load by using spring bars to shift some of the hitch weight forward onto the tow vehicle's front axle and rearward to the trailer's axles.